


























the ANIMAL-FREE BRUSH COLLECTION

Includes two new brushes!

- Unique and painstakingly developed as a superior option to natural hair.
- Specially designed to hold more powder for better payoff and coverage.
- Easy to clean and dry.
- No shedding or breaking.

Brush		Primary Product Pairings	Secondary Product Pairings	Pro Tip
Angle Liner/ Brow Brush		Mystikol® Powdered Eyeliner; PurePressed® Eye Shadow	GreatShape™ Eyebrow Kit	Apply eye shadow over eyeliner to secure pigment and placement. Use to apply mascara as an eyeliner.
Bent Liner Brush		Mystikol Powdered Eyeliner; Liquid Eyeliner		Ideal for applying lash growth products.
Blending Brush		All liquid foundations	Tantasia® Self Tanner & Bronzer; Golden Shimmer Face and Body Lotion	Ideal for even application of tanners and bronzers to the face and body.
NEW Blending/ Contouring Brush		GreatShape™ Contour Kits	PurePressed® Blush; all bronzers	Blend bronzer with the angle, use the center for blush and highlight cheekbones with the tip.
Camouflage Brush		All concealers	Eye Shere® Liquid Eye Shadow; Smooth Affair™ for Eyes; BeautyPrep™ Face Cleanser	Use a small amount of BeautyPrep Face Cleanser on the brush to even out eyeliner and clean up makeup fallout.
Chisel Powder Brush		Amazing Base® Loose Mineral Powder	Any bronzers	To contour, apply a darker PurePressed® Base Mineral Foundation shade under cheekbones.
Chisel Shader Brush		PurePressed Eye Shadow	Any shimmer product(s) applied to the eye lid	For precise placement of shimmer eye shadows, wet the brush with Hydration Spray and apply shadow to center of lid.
NEW Contour Brush		GreatShape Contour Kits	PurePressed Base Mineral Foundation; Amazing Matte™ Loose Finish Powder; any concealers; any bronzers	Use with the GreatShape contour shade for a defined line and more definition under cheekbones and jawline. For added definition, apply Amazing Matte or a sheer layer of No. 6 Active Light® Under-eye Concealer under the contour shade, wipe the brush, then blend up and out toward hairline.
Crease Brush		PurePressed Eye Shadow	Amazing Base Loose Mineral Powder; Amazing Matte Loose Finish Powder	To set under-eye concealer, load brush with a small amount of either Amazing Base Loose Mineral Powder or Amazing Matte Loose Finish Powder, then place brush on outside corner of eye and roll toward the inside corner. Ideal for use with bronzers to add shimmer to top of cheekbones.
Deluxe Shader Brush		PurePressed Base Mineral Foundation; Amazing Base Loose Mineral Powder	PurePressed Eye Shadow	Use for color matching or for adding more coverage under eyes, over acne or around the mouth.
Deluxe Spoolie Brush		All mascaras	PureBrow® Brow Gel	Blend out extra product in brows and lashes.

Brush		Primary Product Pairings	Secondary Product Pairings	Pro Tip
Detail Brush		All eyeliners	All lip products	Use to apply PureGloss® Lip Gloss to center of lip.
Dome Brush		PurePressed Blush; all bronzers	Beyond Matte® HD Matifying Powder	Use to intensify bronzers or blushes. Ideal for applying Beyond Matte to specific areas of the face.
Eye Contour Brush		PurePressed Eye Shadow		Apply shadow to outer corner of the eye to define the crease.
Eye Liner/Brow Brush		PurePressed Eye Shadows; Mystikol Powdered Eyeliner		Use with darker eye shadow shades as eyeliner and to smudge out drop shadow under the eye.
Eye Shader Brush		PurePressed Eye Shadow	PurePressed Base Mineral Foundation; Amazing Base Loose Mineral Powder	Use for precise placement of pigment on the eye or for cleanup and definition when applying red lip products.
Foundation Brush		Smooth Affair® Facial Primer & Brightener; Smooth Affair® for Oily Skin Facial Primer & Brightener; all liquid foundations	All concealers; BeautyPrep™ Face Moisturizer	For even application of moisturizer, primers and liquid foundation. Ideal for blending out under-eye concealer.
Kabuki Brush		Powder-Me SPF® Dry Sunscreen; Tantasia Self Tanner & Bronzer	Beyond Matte HD Matifying Powder; PureMatte® Finish Powder	Ideal for even application of Powder-Me SPF Dry Sunscreen or blending out Tantasia Self Tanner & Bronzer.
Large Shader Brush		Amazing Base Loose Mineral Powder; PurePressed Base Mineral Foundation	PurePressed Eye Shadow	Stipple powder under eyes to set concealer.
Retractable Lip Brush		All lip products		Use for quick on-the-go touch-ups with PureMoist® Lipstick or PureGloss Lip Gloss.
Sculpting Brush		All concealers	Eye Shere Liquid Eye Shadow; Smooth Affair for Eyes;	Apply Disappear™ Full Coverage Concealer to acne and blend out. Ideal for blending out cream contour color and highlight colors.
Smudge Brush		All eyeliners		For a soft, smudged line, load brush with color by rubbing it over an eye pencil.
The Handi™ Brush		PurePressed Base Mineral Foundation	Amazing Matte Loose Finish Powder; PureMatte Finish Powder	For even application of PurePressed Base Mineral Foundation.
The Retractable Handi™ Brush		PurePressed Base Mineral Foundation	PureMatte Finish Powder; Amazing Matte Loose Finish Powder	Load brush with PureMatte Finish Powder for on-the-go touch-ups.
White Fan Brush		PurePressed Blush; all bronzers		Use for light applications of blush or to place contour color without creating a harsh line.

Brush Cleaning Instructions

Clean brushes with a mild cleanser or hair shampoo free of wax-coating agents, chemical dyes and strong perfumes. This maintains the integrity, structure and softness of the brush fibers and their performance in application.

Place a small amount of cleanser in the palm of your hand. Wet the brush with warm water and massage the cleanser gently through the brush by stroking the brush back and forth in your hand.

Rinse brush in warm water until all shampoo residue is removed. Remember, never leave brushes to soak in water or allow them to dry in an upright position as this loosens the glue that binds the brushes and leads to fiber loss.

jane iredale
THE SKINCARE MAKEUP®